


BS-1 Single Point Load Cell Stainless Steel Welded



The BS-1 is a high Accuracy single point load cell which we can deliver in different classes in Stainless Steel welded version from 50kg up 500kg for internal weighing or for OIML R60 approved weighing with 4000d


SPECIFICATIONS BS-1

NOMINAL LOAD in kg	50, 75, 100, 150, 200, 250, 300 & 500 kg		
Accuracy class according to:	OIML R60 - C4		
Combined Error	< +/- 0.02%		
Non Repeatability	< +/- 0.01%		
Y = Emax/Vmin =	1/10000		
Creep Error (30 Minutes)	< +/- 0.0245%		
Linearity & Hysteresis	< +/- 0.020 %S.		
Temp. effect on Min Dead Load	< +/- 0.03 %S/10 °C		
Temp. effect on sensitivity	< +/- 0.008 %S/10 °C		
NOMINAL SENSITIVITY +/- 10%	2mV/Volt		
INPUT RESISTANCE	390 Ohm +/-5		
OUTPUT RESISTANCE	350 Ohm +/-5	DISPLACEMENT N.LOAD	0.20-0.24
SUPPLY VOLTAGE N.10V	5 - 15 Volt	NOMINAL TEMP. RANGE	-10/+40 °C
		SERVICE TEMP. RANGE	-20/+70 °C
MECHANICAL LIMIT VALUES RELATED TO NOMINAL LOAD	PROTECTION CLASS EN60529 IP68		
	PLATFORM SIZE 600x600mm		
	CELL MATERIAL Stainless DIN 1.4542		
	CABLE (4 wire) LENGTH 5 meter		
	FIXING SCREWS M8		
	Tightening torque		19Nm
	a) minimum dead load	0%	
b) service load	120%		
c) max. permissible load	150%		
d) breaking load	>300%		
e) max. side load	75%		
f) max. dynamic load	75%		

All specifications subject to change without notice

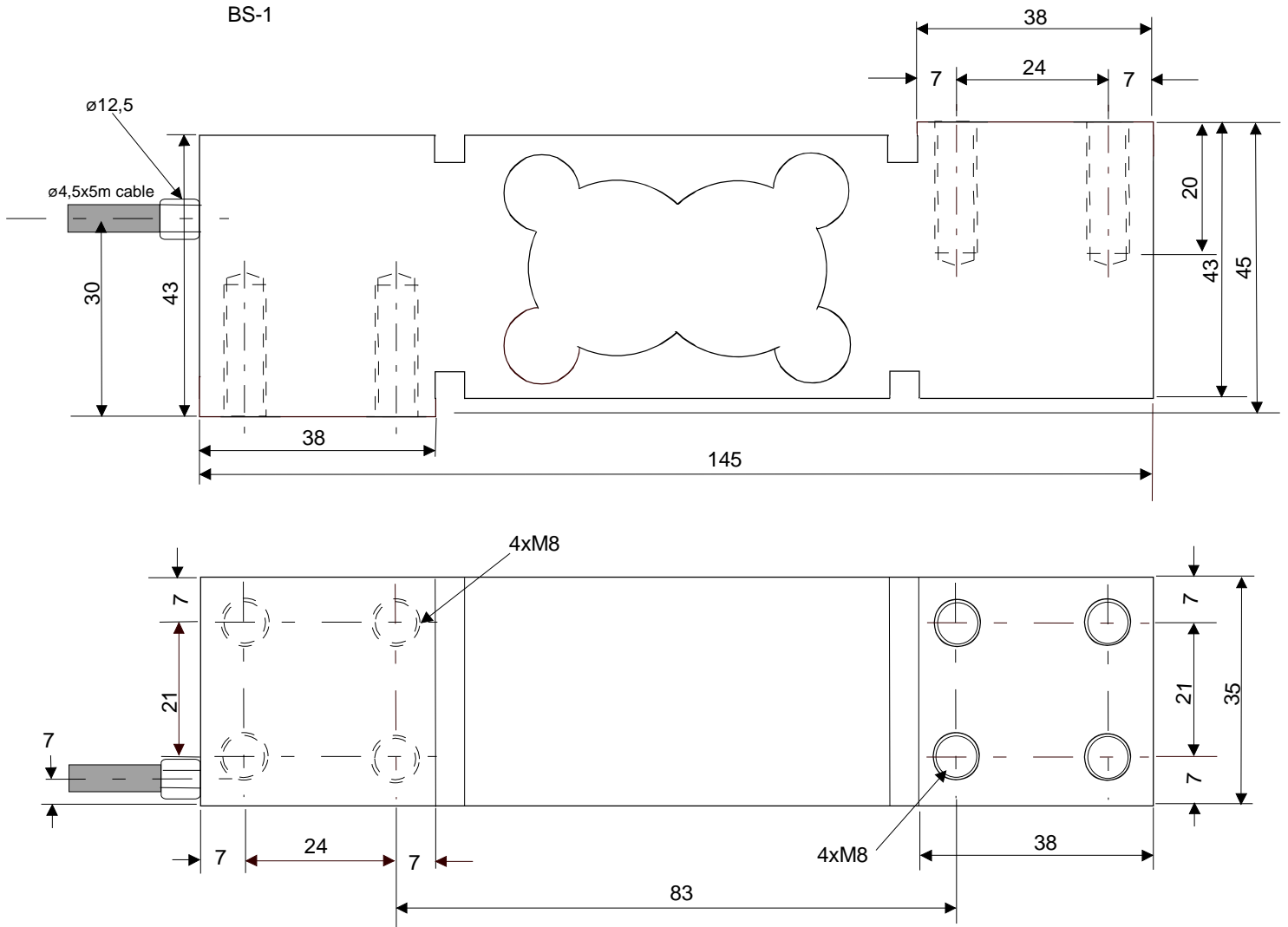
50 - 500kg for internal weighing or OIML R60 C3-C4 approved, all IP68 Welded

PL-50 Platform Load Cell



NORDIC TRANSDUCER

Dimensions in mm




Connections:

Red = + Input	Black = - Input
Green = + Output	White = - Output
Yellow = + Sense	
Blue = - Sense (Sense only as option at order time)	

For other type of jobs please take a look at these ranges of cells covering from 10kg (Type BL) to 1000kg type PL-50 & BS-1 & BS-2
 From class CC to C4, C5, C6 depending on type.
 The dynamic reaction is also very good for this type of cells.

Nordic Transducer Als Oddevej 85 DK-9560 Hadsund Danmark
 Tlf. +45 98 58 14 44 fax. +45 98 58 18 66 e-mail: ntt@ntt.dk WEB: www.ntt.dk



NORDIC TRANSDUCER

Solid Stainless Steel IP68 execution

600x600mm platform


Strain gauges area laser welded both at top and bottom !



Please use min. 8mm solid base plate, must be in level and with plane support surface



Please use a proper UMBRAKO like this, or a bolt for mounting at both ends, don't use a screw where it can be difficult to use the correct force = 17-19Nm for tightning correct.




NORDIC TRANSDUCER

High speed electronic for use in connection with PL50 load cells



LAU63.1 analogue excitation unit with 3300 Hz speed +/- 10Volt out




DAS72.1 MKIII

Internal A/D update rate 2600 per sec.

Analogue max. output rate 600 per sec.

RS422/485 output rate from 50--600 per sec. depending on filter settings,



DAD 141.1 OIML approved unit for fast checkweigher or filling machine jobs with up to 2600 updates/second at any mode, on command !
RS422/485 & Ethernet Port & 16 Bit analog output with I/O functions