


Aluminum Single Point Load Cell



FEATURES

- Capacity range: 75 - 635 kg
- Aluminum construction
- Single point 600 x 600 mm platform
- OIML R60
- IP66 protection
- Available with metric and UNC threads

OPTIONAL FEATURES

- EEx ia IIC T4 hazardous area approval
- FM approval available

DESCRIPTION

Model 1252 is a high capacity single point load cell fully interchangeable with model 1250, designed for direct mounting of the weighing platform or side cell applications.

Resulting from simpler scale construction Model 1252 is a cost-effective load cell for use in counting, weighing, bench or floor scale productions.

A special humidity-resistant protective coating assures longterm stability over the entire compensated temperature range.

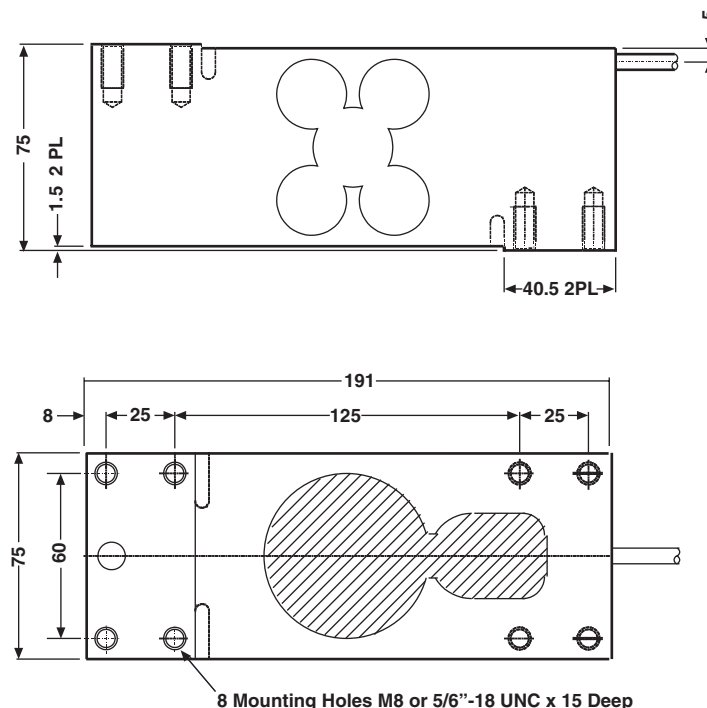
This load cell has Factory Mutual approval and IP65 protection.

The two additional sense wires feed back the voltage reaching the load cell. Complete compensation of change in the lead wires resistance, due to temperature change and/or cable extension, is achieved by feeding this voltage into the appropriate electronics.

APPLICATIONS

- Large platform scales
- Hanging scales
- Check weighing

OUTLINE DIMENSIONS in millimeters



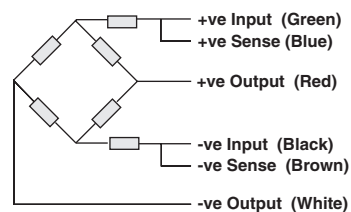
SPECIFICATIONS

PARAMETER	VALUE		UNIT
	Non-Approved	C3*	
NTEP/OIML Accuracy class			
Maximum no. of intervals (n)	1000	3000	
$Y = E_{max}/V_{min}$	2000	10000	
Rated capacity-R.C. (E_{max})	75, 100, 150, 200, 250, 300, 500, 635**		kg
Rated output-R.O.	2.0		mV/V
Rated output tolerance	0.2		± mV/V
Zero balance	0.2		+ mV/V
Zero Return, 30 min.	0.0300	0.0170	± % of applied load
Total Error (per OIML R60)	0.0500	0.0200	± % of rated output
Temperature effect on zero	0.0100	0.0023	± % of rated output/°C
Temperature effect on output	0.0300	0.0010	± % of applied load/°C
Eccentric loading error	0.0085	0.0049	± % of rated load/cm
Temp. range, compensated	-10 to +40		°C
Temp. range, safe	-20 to +70		°C
Maximum safe central overload	150		% of R.C.
Ultimate central overload	300		% of R.C.
Excitation, recommended	10		Vdc or Vac rms
Excitation, maximum	15		Vdc or Vac rms
Input impedance	385 ± 15		Ohms
Output impedance	350 ± 3		Ohms
Insulation resistance	> 2000		Mega-Ohms
Cable length	3.0		m
Cable type	6 wire, braided, Polyurethane, floating screen		Standard
Construction	Plated (anodized) aluminum		
Environmental protection	IP67		
Platform size (max)	600 x 600		mm
Recommended torque	16.0		N*m

* 50% utilization

** Capacities 500 & 635 are not approved

Wiring Schematic Diagram
(Balanced bridge temperature compensation)



VISHAY TRANSDUCERS (VT) SALES OFFICES

Nordic Transducer

Als Odde DK9560 Hadsund Denmark
 ph.: +45 98581444 - Fax. +45 98581866
 e-mail: ntt@ntt.dk - web: www.ntt.dk